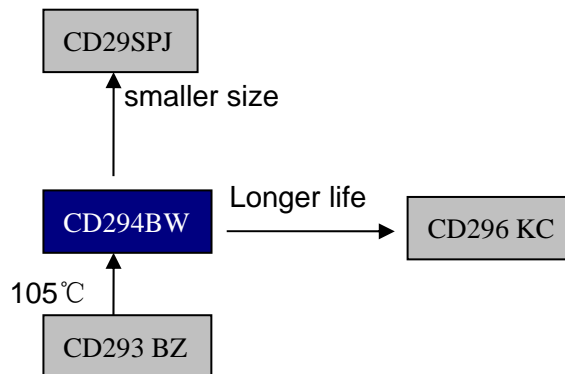


2000h at 105°C

- Standard 105°C
- General Industry



Items	Characteristics	
Operating Temperature Range (°C)	-40 ~ +105	-25 ~ +105
Voltage Range (V)	16 ~ 100	160 ~ 550
Capacitance Range (µF)	39 ~ 47000	
Capacitance Tolerance (20°C, 120Hz)	± 20%	
Leakage Current (µA)	After 5 minutes at 20°C application of rated voltage, leakage current is not more than 0.01CV or 1.5mA, whichever is smaller. C: Nominal Capacitance (µF) V: Rated Voltage (V)	
Dissipation Factor (20°C, 120Hz)	Rated Voltage (V)	16 25 35 50 63-100 160-400 420-550
	Tan δ (max)	0.50 0.40 0.35 0.30 0.20 0.15 0.20
Stability at Low Temperature (Impedance Ratio at 120Hz)	Rated Voltage (V)	16-100 160-200 250-550
	$Z_{-40°C} / Z_{+25°C}$	4
	$Z_{-40°C} / Z_{+25°C}$	15 -

	Useful Life		Load Life	Endurance Test	Shelf Life
Lifetime	4000h	>180000h	2000h	3000h	1000h
Leakage Current	Not more than specified value		Not more than specified value	Not more than specified value	Not more than specified value
Capacitance Change	Within ± 30% of initial value		Within ± 20% of initial value	Within ± 20% of initial value	Within ± 20% of initial value
Dissipation Factor	Not more than 300% of specified value		Not more than 200% of specified value	Not more than 200% of specified value	Not more than 200% of specified value
Condition: Applied Voltage Applied Current Applied Temperature	U_R I_R 105°C	U_R $1.4 \times I_R$ 40°C	U_R I_R 105°C	U_R $I_R = 0$ 105°C	$U_R = 0$ $I_R = 0$ 105°C After test: U_R to be applied for 30min >24h before measurement

Frequency coefficient

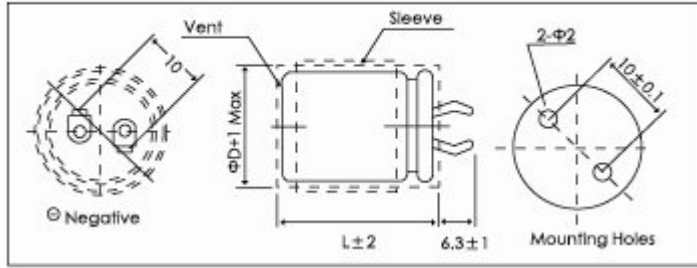
Frequency Voltage(V)	50/60Hz	120Hz	300Hz	1kHz	10kHz	≥ 50kHz
≤ 100	0.95	1.00	1.07	1.13	1.19	1.20
160~250	0.87	1.00	1.17	1.32	1.45	1.50
≥ 350	0.80	1.00	1.16	1.30	1.41	1.43

Temperature Coefficient

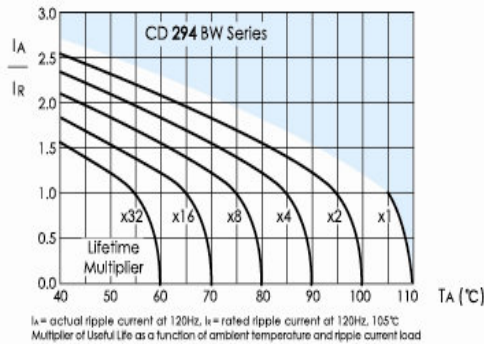
Temperature(°C)	+40	+55	+70	+85	+105
Coefficient	2.7	2.5	2.1	1.7	1.00

Dimensions

mm



Lifetime Diagram



Ratings for CD294 BW Series

U_R (Surge Voltage) Code	Rated Capacitance	Max ESR 20°C, 120Hz	Typ ESR 20°C, 120Hz	Rated Ripple Current 105°C, 120Hz	Size $\Phi D \times L$	P/N
(v)	(μF)	(m Ω)	(m Ω)	(Arms)	(mm)	-
16 (20) 1C	6800	98	68	1.6	22×25	ECS1CBW682M□□220025
		66	46	1.99	22×30	ECS1CBW103M□□220030
	10000	66	46	1.99	25×25	ECS1CBW103M□□250025
		55	39	2.28	22×35	ECS1CBW123M□□220035
	12000	55	39	2.3	25×30	ECS1CBW123M□□250030
		55	39	2.38	30×25	ECS1CBW123M□□300025
		44	31	2.64	22×40	ECS1CBW153M□□220040
	15000	44	31	2.68	25×35	ECS1CBW153M□□250035
		37	26	2.98	22×45	ECS1CBW183M□□220045
	18000	37	26	3.04	25×40	ECS1CBW183M□□250040
		37	26	3	30×30	ECS1CBW183M□□300030
		37	26	3.1	35×25	ECS1CBW183M□□350025
30		21	3.4	25×45	ECS1CBW223M□□250045	
22000	30	21	3.39	30×35	ECS1CBW223M□□300035	
	25	17	3.81	25×50	ECS1CBW273M□□250050	
27000	25	17	3.83	30×40	ECS1CBW273M□□300040	

U_R (Surge Voltage) Code	Rated Capacitance	Max ESR 20°C, 120Hz	Typ ESR 20°C, 120Hz	Rated Ripple Current 105°C, 120Hz	Size $\Phi D \times L$	P/N
(v)	(μF)	(m Ω)	(m Ω)	(Arms)	(mm)	-
63 (79) 1J	1200	221	155	1.25	22×25	ECS1JBW122M□□220025
		147	103	1.52	22×30	ECS1JBW182M□□220030
	1800	147	103	1.52	25×25	ECS1JBW182M□□250025
		121	84	1.73	22×35	ECS1JBW222M□□220035
	2200	121	84	1.75	25×30	ECS1JBW222M□□250030
		98	69	1.97	22×40	ECS1JBW272M□□220040
		98	69	1.99	25×35	ECS1JBW272M□□250035
	2700	98	69	1.93	30×25	ECS1JBW272M□□300025
		80	56	2.32	22×50	ECS1JBW332M□□220050
		80	56	2.27	25×40	ECS1JBW332M□□250040
	3300	80	56	2.24	30×30	ECS1JBW332M□□300030
		80	56	2.41	35×25	ECS1JBW332M□□350025
		68	48	2.54	25×45	ECS1JBW392M□□250045
		68	48	2.55	30×35	ECS1JBW392M□□300035
	3900	57	40	2.88	25×50	ECS1JBW472M□□250050
		57	40	2.9	30×40	ECS1JBW472M□□300040



CD294 BW SERIES

Series	Model	Dimensions (mm)				Part No.	Series	Model	Dimensions (mm)				Part No.	
		W	H	L	W				W	H	L	W		
25 (32) 1E	33000	25	17	3.74	35×30	ECS1CBW273M□□350030	80 (100) 1K	5600	57	40	2.83	35×30	ECS1JBW472M□□350030	
		20	14	4.3	30×45	ECS1CBW333M□□300045			47	33	3.28	30×45	ECS1JBW562M□□300045	
		20	14	4.24	35×35	ECS1CBW333M□□350035			47	33	3.24	35×35	ECS1JBW562M□□350035	
	39000	17	12	4.74	30×50	ECS1CBW393M□□300050		6800	39	27	3.73	30×50	ECS1JBW682M□□300050	
		17	12	4.72	35×40	ECS1CBW393M□□350040			39	27	3.71	35×40	ECS1JBW682M□□350040	
	47000	14	10	5.27	35×45	ECS1CBW473M□□350045		8200	32	23	4.16	35×45	ECS1JBW822M□□350045	
	4700	6800	11	79	1.55	22×25		ECS1EBW472M□□220025	10000	27	19	4.69	35×50	ECS1JBW103M□□350050
			78	55	1.91	22×30		ECS1EBW682M□□220030	820	324	227	1.11	22×25	ECS1KBW821M□□220025
		78	55	1.91	25×25	ECS1EBW682M□□250025		1000	266	186	1.25	22×25	ECS1KBW102M□□220025	
		8200	65	45	2.14	22×35		ECS1EBW822M□□220035	1200	221	155	1.39	22×30	ECS1KBW122M□□220030
			65	45	2.16	25×30		ECS1EBW822M□□250030		221	155	1.39	25×25	ECS1KBW122M□□250025
			65	45	2.25	30×25		ECS1EBW822M□□300025	1500	177	124	1.61	22×35	ECS1KBW152M□□220035
10000		53	37	2.4	22×40	ECS1EBW103M□□220040	177	124		1.62	25×30	ECS1KBW152M□□250030		
		53	37	2.44	25×35	ECS1EBW103M□□250035	1800	147	103	1.83	22×40	ECS1KBW182M□□220040		
12000		44	31	2.69	22×45	ECS1EBW123M□□220045		147	103	1.81	30×25	ECS1KBW182M□□300025		
		44	31	2.74	25×40	ECS1EBW123M□□250040	2200	121	84	2.09	22×45	ECS1KBW222M□□220045		
		44	31	2.7	30×30	ECS1EBW123M□□300030		121	84	2.01	25×35	ECS1KBW222M□□250035		
15000		35	25	3.15	25×45	ECS1EBW153M□□250045		121	84	2.1	30×30	ECS1KBW222M□□300030		
	35	25	3.13	30×35	ECS1EBW153M□□300035	121		84	2.17	35×25	ECS1KBW222M□□350025			
	35	25	3.22	35×30	ECS1EBW153M□□350030	2700	98	69	2.43	25×45	ECS1KBW272M□□250045			
18000	30	21	3.54	25×50	ECS1EBW183M□□250050		98	69	2.43	30×35	ECS1KBW272M□□300035			
	30	21	3.54	30×40	ECS1EBW183M□□300040	3300	80	56	2.76	25×50	ECS1KBW332M□□250050			
22000	24	17	4.24	30×45	ECS1EBW223M□□300045		80	56	2.78	30×40	ECS1KBW332M□□300040			
	24	17	3.96	35×35	ECS1EBW223M□□350035	3900	80	56	2.71	35×30	ECS1KBW332M□□350030			
27000	20	14	4.75	35×45	ECS1EBW273M□□350045		68	48	3.12	30×45	ECS1KBW392M□□300045			
33000	16	11	5.39	35×50	ECS1EBW333M□□350050	68	48	3.07	35×35	ECS1KBW392M□□350035				
35 (44) 1V	3300	14	99	1.43	22×25	ECS1VBW332M□□220025	100 (125) 2A	4700	57	40	3.56	30×50	ECS1KBW472M□□300050	
	3900	11	83	1.65	22×30	ECS1VBW392M□□220030		57	40	3.5	35×40	ECS1KBW472M□□350040		
	4700	99	69	1.78	25×25	ECS1VBW472M□□250025		5600	47	33	3.87	35×45	ECS1KBW562M□□350045	
	5600	83	58	2.02	22×35	ECS1VBW562M□□220035		6800	39	27	4.19	35×50	ECS1KBW682M□□350050	
		83	58	2.04	25×30	ECS1VBW562M□□250030		560	474	332	1.07	22×25	ECS2ABW561M□□220025	
		83	58	2.12	30×25	ECS1VBW562M□□300025		820	324	227	1.35	22×30	ECS2ABW821M□□220030	
	6800	68	48	2.28	22×40	ECS1VBW682M□□220040			324	227	1.35	25×25	ECS2ABW821M□□250025	
		68	48	2.31	25×35	ECS1VBW682M□□250035		1000	265	186	1.54	22×35	ECS2ABW102M□□220035	
	8200	57	40	2.67	22×50	ECS1VBW822M□□220050			265	186	1.56	25×30	ECS2ABW102M□□250030	
		57	40	2.6	25×40	ECS1VBW822M□□250040		1200	221	155	1.74	22×40	ECS2ABW122M□□220040	
		57	40	2.56	30×30	ECS1VBW822M□□300030			221	155	1.76	25×35	ECS2ABW122M□□250035	
	57	40	2.78	35×25	ECS1VBW822M□□350025	221			155	1.71	30×25	ECS2ABW122M□□300025		
10000	46	33	2.92	25×45	ECS1VBW103M□□250045	1500	177	124	1.99	22×45	ECS2ABW152M□□220045			
	46	33	2.92	30×35	ECS1VBW103M□□300035		177	124	2.03	25×40	ECS2ABW152M□□250040			
12000	39	27	3.26	25×50	ECS1VBW123M□□250050		177	124	2	30×30	ECS2ABW152M□□300030			
	39	27	3.28	30×40	ECS1VBW123M□□300040	1800	177	124	2.07	35×25	ECS2ABW152M□□350025			
	39	27	3.2	35×30	ECS1VBW123M□□350030		147	103	2.28	25×45	ECS2ABW182M□□250045			
15000	31	22	3.74	30×45	ECS1VBW153M□□300045	147	103	2.27	30×35	ECS2ABW182M□□300035				
	31	22	3.69	35×35	ECS1VBW153M□□350035	2200	121	84	2.57	25×50	ECS2ABW222M□□250050			
18000	26	18	4.16	35×40	ECS1VBW183M□□350040		121	84	2.59	30×40	ECS2ABW222M□□300040			
	21	15	4.92	35×50	ECS1VBW223M□□350050		121	84	2.52	35×30	ECS2ABW222M□□350030			
22000	21	15	4.92	35×50	ECS1VBW223M□□350050	2700	98	69	2.94	30×45	ECS2ABW272M□□300045			
1800	22	155	1.31	22×25	ECS1HBW182M□□220025		98	69	2.9	35×35	ECS2ABW272M□□350035			
50 (63) 1H	2200	18	127	1.45	22×30	ECS1HBW222M□□220030	3300	80	56	3.32	30×50	ECS2ABW332M□□300050		
		14	103	1.7	22×30	ECS1HBW272M□□220030		80	56	3.31	35×40	ECS2ABW332M□□350040		
	2700	14	103	1.7	25×25	ECS1HBW272M□□250025	3900	68	48	3.69	35×45	ECS2ABW392M□□350045		
		12	84	1.98	22×35	ECS1HBW332M□□220035		4700	57	40	4.14	35×50	ECS2ABW472M□□350050	
	3300	12	84	2	25×30	ECS1HBW332M□□250030	4700	330	603	422	1.16	22×25	ECS2CBW331M□□220025	
		10	72	2.25	22×40	ECS1HBW392M□□220040		390	510	357	1.43	22×30	ECS2CBW391M□□220030	
	10	72	2.28	25×35	ECS1HBW392M□□250035	470		424	296	1.52	22×35	ECS2CBW471M□□220035		
	3900	10	72	2.22	30×25		ECS1HBW392M□□300025	424	296	1.55	25×25	ECS2CBW471M□□250025		
		85	59	2.56	22×45	ECS1HBW472M□□220045	560	355	249	1.62	22×40	ECS2CBW561M□□220040		
		85	59	2.58	30×30	ECS1HBW472M□□300030		355	249	1.73	25×30	ECS2CBW561M□□250030		
	4700	85	59	2.67	35×25	ECS1HBW472M□□350025	680	293	205	1.7	22×45	ECS2CBW681M□□220045		
		71	50	2.89	22×50	ECS1HBW562M□□220050		293	205	1.81	25×35	ECS2CBW681M□□250035		
71		50	2.81	25×40	ECS1HBW562M□□250040	293		205	1.82	30×25	ECS2CBW681M□□300025			

CD294 BW SERIES



6800	71	50	2.95	30×35	ECS1HBW562M□□300035
	59	41	3.37	25×50	ECS1HBW682M□□250050
	59	41	3.39	30×40	ECS1HBW682M□□300040
	59	41	3.31	35×30	ECS1HBW682M□□350030
8200	49	34	3.71	30×45	ECS1HBW822M□□300045
	49	34	3.66	35×35	ECS1HBW822M□□350035
10000	40	28	4.09	30×50	ECS1HBW103M□□300050
	40	28	4.07	35×40	ECS1HBW103M□□350040
12000	33	23	4.5	35×45	ECS1HBW123M□□350045

820	243	170	1.81	22×50	ECS2CBW821M□□220050
	243	170	1.98	25×40	ECS2CBW821M□□250040
	243	170	1.98	30×30	ECS2CBW821M□□300030
	243	170	1.93	35×25	ECS2CBW821M□□350025
1000	199	139	2.04	25×45	ECS2CBW102M□□250045
	199	139	2.14	30×35	ECS2CBW102M□□300035
1200	166	116	2.12	25×50	ECS2CBW122M□□250050
	166	1116	2.22	30×40	ECS2CBW122M□□300040
	166	116	2.4	35×30	ECS2CBW122M□□350030
1500	133	93	2.46	30×45	ECS2CBW152M□□300045
	133	93	2.53	35×35	ECS2CBW152M□□350035
1800	111	77	2.98	35×45	ECS2CBW182M□□350045
2200	91	63	3.1	35×50	ECS2CBW222M□□350050
2700	74	51	3.77	35×55	ECS2CBW272M□□350055
3300	60	42	4.33	35×60	ECS2CBW332M□□350060

Ratings for CD294 BW Series

U _R (Surge Voltage) Code	Rated Capacitance	Max ESR 20°C, 120Hz	Typ ESR 20°C, 120Hz	Rated Ripple Current 105°C, 120Hz	Size ΦD x L	P/N
(V)	(μF)	(mΩ)	(mΩ)	(Arms)	(mm)	-
180 (225) 2K	270	737	516	1.08	22×25	ECS2KBW271M□□220025
	330	603	422	1.3	22×30	ECS2KBW331M□□220030
	390	510	357	1.35	25×25	ECS2KBW391M□□250025
	470	424	296	1.5	22×35	ECS2KBW471M□□220035
		424	296	1.62	25×30	ECS2KBW471M□□250030
	560	355	249	1.62	22×40	ECS2KBW561M□□220040
		355	249	1.69	25×35	ECS2KBW561M□□250035
		355	249	1.67	30×25	ECS2KBW561M□□300025
	680	293	205	1.76	22×50	ECS2KBW681M□□220050
		293	205	1.72	25×40	ECS2KBW681M□□250040
		293	205	1.74	30×30	ECS2KBW681M□□300030
		293	205	1.92	35×25	ECS2KBW681M□□350025
	820	243	170	1.78	25×45	ECS2KBW821M□□250045
		243	170	1.85	30×35	ECS2KBW821M□□300035
	1000	199	139	1.91	25×50	ECS2KBW102M□□250050
		199	139	2.01	30×40	ECS2KBW102M□□300040
		199	139	2.16	35×30	ECS2KBW102M□□350030
	1200	166	116	2.19	30×45	ECS2KBW122M□□300045
		166	116	2.34	35×35	ECS2KBW122M□□350035
	1500	133	93	2.36	30×50	ECS2KBW152M□□300050
		133	93	2.56	35×40	ECS2KBW152M□□350040
	1800	111	77	2.67	35×45	ECS2KBW182M□□350045
	2200	91	63	3.27	35×50	ECS2KBW222M□□350050
	2700	74	52	3.92	35×60	ECS2KBW272M□□350060
200 (250) 2D	220	905	633	1.08	22×25	ECS2DBW221M□□220025
	270	737	516	1.2	22×30	ECS2DBW271M□□220030
	330	603	422	1.3	22×30	ECS2DBW331M□□220030
		603	422	1.35	25×25	ECS2DBW331M□□250025
	390	510	357	1.41	22×35	ECS2DBW391M□□220035
	470	424	296	1.5	22×40	ECS2DBW471M□□220040
		424	296	1.47	25×30	ECS2DBW471M□□250030
		424	296	1.56	30×25	ECS2DBW471M□□300025
	560	355	249	1.58	22×45	ECS2DBW561M□□220045
		355	249	1.65	25×35	ECS2DBW561M□□250035
	680	293	205	1.68	22×50	ECS2DBW681M□□220050
		293	205	1.8	25×40	ECS2DBW681M□□250040
		293	205	1.82	30×30	ECS2DBW681M□□300030
		293	205	1.96	35×25	ECS2DBW681M□□350025

U _R (Surge Voltage) Code	Rated Capacitance	Max ESR 20°C, 120Hz	Typ ESR 20°C, 120Hz	Rated Ripple Current 105°C, 120Hz	Size ΦD x L	P/N
(V)	(μF)	(mΩ)	(mΩ)	(Arms)	(mm)	-
400 (450) 2G	68	2927	1522	0.47	22×25	ECS2GBW680M□□220025
	82	2427	1262	0.56	22×30	ECS2GBW820M□□220030
		2427	1262	0.65	25×25	ECS2GBW820M□□250025
	100	1990	1035	0.60	22×30	ECS2GBW101M□□220030
	120	1659	863	0.64	22×35	ECS2GBW121M□□220035
		1659	863	0.7	25×30	ECS2GBW121M□□250030
		1659	863	0.78	30×25	ECS2GBW121M□□300025
	150	1327	690	0.7	22×40	ECS2GBW151M□□220040
		1327	690	0.73	25×35	ECS2GBW151M□□250035
	180	1106	575	0.78	22×50	ECS2GBW181M□□220050
		1106	575	0.82	25×40	ECS2GBW181M□□250040
		1106	575	0.83	30×30	ECS2GBW181M□□300030
		1106	575	0.86	35×25	ECS2GBW181M□□350025
	220	905	471	0.87	25×45	ECS2GBW221M□□250045
		905	471	0.96	30×35	ECS2GBW221M□□300035
	270	737	383	0.94	25×50	ECS2GBW271M□□250050
		737	383	0.95	30×40	ECS2GBW271M□□300040
		737	383	0.91	35×30	ECS2GBW271M□□350030
	330	603	314	1.11	30×45	ECS2GBW331M□□300045
		603	314	1.13	35×35	ECS2GBW331M□□350035
	390	510	265	1.15	30×50	ECS2GBW391M□□300050
		510	265	1.26	35×40	ECS2GBW391M□□350040
	470	424	220	1.31	35×45	ECS2GBW471M□□350045
	560	355	185	1.5	35×50	ECS2GBW561M□□350050
680	293	153	1.9	35×55	ECS2GBW681M□□350055	
	820	242	126	2.2	35×60	ECS2GBW821M□□350060
		242	126	2.2	40×50	ECS2GBW821M□□400050
1000	199	139	2.6	35×75	ECS2GBW821M□□350075	
420 (470) 2X	68	2927	1522	0.5	22×25	ECS2XBW680M□□220025
	82	2427	1262	0.6	22×30	ECS2XBW820M□□220030
	100	1990	1035	0.65	22×35	ECS2XBW101M□□220035
	120	1659	863	0.7	22×40	ECS2XBW121M□□220040
		1659	863	0.72	25×30	ECS2XBW121M□□250030
	150	1327	690	0.75	22×45	ECS2XBW151M□□220045
		1327	690	0.8	25×35	ECS2XBW151M□□250035
	180	1106	575	0.85	25×40	ECS2XBW181M□□250040
		1106	575	0.85	30×30	ECS2XBW181M□□300030
	220	905	471	0.9	25×45	ECS2XBW221M□□250045



CD294 BW SERIES

250 (300) 2E	820	243	170	1.87	25×50	ECS2DBW821M□□250050	450 (500) 2W	270	905	471	0.96	30×35	ECS2XBW221M□□300035	
		243	170	1.99	30×35	ECS2DBW821M□□300035			737	383	1.05	25×50	ECS2XBW271M□□250050	
		243	170	2.07	35×30	ECS2DBW821M□□350030			737	383	1.06	30×40	ECS2XBW271M□□300040	
	1000	199	139	2.17	30×45	ECS2DBW102M□□300045		330	603	314	1.14	30×45	ECS2XBW331M□□300045	
		199	139	2.22	35×35	ECS2DBW102M□□350035			603	314	1.2	35×35	ECS2XBW331M□□350035	
	1200	166	116	2.22	30×50	ECS2DBW122M□□300050		390	510	265	1.25	30×50	ECS2XBW391M□□300050	
		166	116	2.42	35×40	ECS2DBW122M□□350040			510	265	1.26	35×40	ECS2XBW391M□□350040	
	1500	133	93	2.59	35×45	ECS2DBW152M□□350045		470	424	220	1.31	35×45	ECS2XBW471M□□350045	
	1800	111	77	2.7	35×50	ECS2DBW182M□□350050		560	355	185	1.5	35×50	ECS2XBW561M□□350050	
2200	91	63	3.23	35×60	ECS2DBW222M□□350060	680	293	153	1.9	35×55	ECS2XBW681M□□350055			
315 (365) 2F	180	1106	774	0.94	22×25	ECS2EBW181M□□220025	820	242	126	2.2	35×60	ECS2XBW821M□□350060		
	220	905	633	1.1	22×30	ECS2EBW221M□□220030	56	4739	2370	0.47	22×25	ECS2WBW560M□□220025		
		905	633	1.15	25×25	ECS2EBW221M□□250025		3903	1951	0.56	22×30	ECS2WBW680M□□220030		
	270	737	516	1.13	22×35	ECS2EBW271M□□220035	68	3903	1951	0.56	25×25	ECS2WBW680M□□250025		
		330	603	422	1.2	22×40		ECS2EBW331M□□220040	82	3237	1618	0.65	22×35	ECS2WBW821M□□220035
			603	422	1.3	25×30	ECS2EBW331M□□250030	100	2654	1327	0.7	22×40	ECS2WBW101M□□220040	
	390	603	422	1.35	30×25	ECS2EBW331M□□300025	2654		1327	0.7	25×30	ECS2WBW101M□□250030		
		470	510	357	1.26	22×45	ECS2EBW391M□□220045	120	2212	1106	0.73	22×45	ECS2WBW121M□□220045	
	510		357	1.41	25×35	ECS2EBW391M□□250035	2212		1106	0.73	25×35	ECS2WBW121M□□250035		
	560	424	296	1.37	22×50	ECS2EBW471M□□220050	150	1769	885	0.78	22×50	ECS2WBW151M□□220050		
		424	296	1.52	25×40	ECS2EBW471M□□250040		1769	885	0.82	25×40	ECS2WBW151M□□250040		
		424	296	1.36	30×30	ECS2EBW471M□□300030		1769	885	0.83	30×30	ECS2WBW151M□□300030		
		424	296	1.4	35×25	ECS2EBW471M□□350025		180	1474	737	0.87	25×45	ECS2WBW181M□□300035	
	680	355	249	1.59	25×45	ECS2EBW561M□□250045	1474		737	0.86	30×35	ECS2WBW181M□□350025		
		820	355	249	1.57	30×35	ECS2EBW561M□□300035	220	1206	603	0.94	25×50	ECS2WBW221M□□250050	
	355		249	1.56	35×30	ECS2EBW561M□□350030	1206		603	0.95	30×40	ECS2WBW221M□□300040		
	820	293	205	1.66	25×50	ECS2EBW681M□□250050	270	1206	603	0.91	35×30	ECS2WBW221M□□350030		
		293	205	1.76	30×40	ECS2EBW681M□□300040		983	492	1.11	30×45	ECS2WBW271M□□300045		
	1000	243	170	1.83	30×45	ECS2EBW821M□□300045	330	983	492	1.13	35×35	ECS2WBW271M□□350035		
		243	170	1.82	35×35	ECS2EBW821M□□350035		804	402	1.15	30×50	ECS2WBW331M□□300050		
	1200	199	139	1.87	30×50	ECS2EBW102M□□300050	390	804	402	1.26	35×40	ECS2WBW331M□□350040		
		199	139	1.99	35×40	ECS2EBW102M□□350040		681	340	1.31	35×45	ECS2WBW391M□□350045		
	1500	166	116	2.1	35×45	ECS2EBW122M□□350045	470	565	282	1.5	35×50	ECS2WBW471M□□350050		
		166	116	2.42	35×40	ECS2EBW122M□□350040	560	473	237	1.7	35×55	ECS2WBW561M□□350055		
1800	133	93	2.7	35×50	ECS2EBW152M□□350050	680	391	196	2	35×60	ECS2WBW681M□□350060			
	133	93	2.92	35×60	ECS2EBW152M□□350060		391	196	2	40×50	ECS2WBW681M□□400050			
350 (400) 2V	100	1900	1095	0.61	22×25	ECS2FBW101M□□220025	500 (550) 2H	820	324	162	2.2	35×65	ECS2WBW821M□□350065	
	120	1659	912	0.68	22×30	ECS2FBW121M□□220030		324	162	2.3	40×60	ECS2WBW821M□□400060		
	150	1327	730	0.76	22×35	ECS2FBW151M□□220035		39	6805	3403	0.35	22×25	ECS2HBW390M□□220025	
		1327	730	0.78	25×25	ECS2FBW151M□□250025		47	5647	2823	0.41	22×30	ECS2HBW470M□□220030	
	180	1106	608	0.78	22×40	ECS2FBW181M□□220040		56	4739	2370	0.47	22×35	ECS2HBW560M□□220035	
		1106	608	0.85	25×30	ECS2FBW181M□□250030		68	3903	1951	0.54	22×40	ECS2HBW680M□□220040	
	220	905	498	0.91	22×45	ECS2FBW221M□□220045		82	3237	1618	0.62	25×30	ECS2HBW820M□□250030	
		905	498	0.94	25×35	ECS2FBW221M□□250035		100	2654	1327	0.67	25×35	ECS2HBW101M□□250035	
		905	498	0.95	30×30	ECS2FBW221M□□300030		120	2212	1106	0.77	25×40	ECS2HBW121M□□250040	
	270	737	406	0.98	22×50	ECS2FBW271M□□220050			2212	1106	0.72	30×30	ECS2HBW121M□□300030	
		737	406	1.00	25×40	ECS2FBW271M□□250040		150	1769	885	0.85	30×40	ECS2HBW151M□□300040	
		737	406	0.98	30×35	ECS2FBW271M□□300035			180	1474	737	1.01	30×45	ECS2HBW181M□□300045
	330	603	332	1.13	25×45	ECS2FBW331M□□250045		220	1206	603	1.12	35×35	ECS2HBW221M□□350035	
		603	332	1.13	30×40	ECS2FBW331M□□300040			270	983	492	1.29	35×40	ECS2HBW271M□□350040
	390	510	281	1.20	30×45	ECS2FBW391M□□300045		330	804	402	1.4	35×45	ECS2HBW331M□□350045	
		510	281	1.20	35×30	ECS2FBW391M□□350030			390	681	340	1.6	35×50	ECS2HBW391M□□350050
	470	424	233	1.28	35×35	ECS2FBW471M□□350035		470	565	282	1.8	35×60	ECS2HBW471M□□350060	
	560	355	196	1.46	35×40	ECS2FBW561M□□350040		560	473	237	1.9	35×65	ECS2HBW561M□□350065	
	680	293	161	1.85	35×45	ECS2FBW681M□□350045		680	391	196	2.2	35×70	ECS2HBW681M□□350070	
	820	242	133	2.1	35×50	ECS2FBW821M□□350050			680	391	196	2.2	35×70	ECS2HBW681M□□350070
	1000	199	109	2.42	35×55	ECS2FBW102M□□350055								
	350 (400) 2V	68	2927	1610	0.56	22×25		ECS2VBW680M□□220025						
		100	1990	1095	0.7	22×30		ECS2VBW101M□□220030						
			1990	1095	0.7	25×25		ECS2VBW101M□□250025						
120		1659	912	0.73	22×35	ECS2VBW121M□□220035								
150		1327	730	0.79	22×40	ECS2VBW121M□□220040								
	1327	730	0.82	25×30	ECS2VBW151M□□250030									

Customer products are available on request

CD294 BW SERIES



	1327	730	0.82	30×25	ECS2VBW151M□□300025	
180	1106	608	0.81	22×45	ECS2VBW181M□□220045	
	1106	608	0.89	25×35	ECS2VBW181M□□250035	
	1106	608	0.9	30×30	ECS2VBW181M□□300030	
	905	498	0.93	22×50	ECS2VBW221M□□220050	
220	905	498	0.97	25×40	ECS2VBW221M□□250040	
	905	498	0.98	35×25	ECS2VBW221M□□350025	
	737	406	1.01	25×50	ECS2VBW271M□□250050	
270	737	406	1.05	30×35	ECS2VBW271M□□300035	
	737	406	1.01	35×30	ECS2VBW271M□□350030	
	603	332	1.16	30×45	ECS2VBW331M□□300045	
330	603	332	1.16	35×35	ECS2VBW331M□□350035	
	510	281	1.26	30×50	ECS2VBW391M□□300050	
390	510	281	1.26	35×40	ECS2VBW391M□□350040	
	470	424	2.33	35×45	ECS2VBW471M□□350045	
560	355	1.96	35×50	ECS2VBW561M□□350050		
680	293	1.61	35×55	ECS2VBW681M□□350055		
820	242	1.33	35×60	ECS2VBW821M□□350060		
550 (600) 2Y	180	1474	737	1.06	35×50	ECS2YBW181M□□300050
		1474	737	1.06	35×35	ECS2YBW181M□□350035
	220	1206	603	1.18	30×55	ECS2YBW221M□□300055
		1206	603	1.18	35×40	ECS2YBW221M□□350040
	270	983	492	1.31	35×45	ECS2YBW271M□□350045
	330	804	402	1.5	35×50	ECS2YBW331M□□350050
	390	681	340	1.67	35×60	ECS2YBW391M□□350060
	470	565	282	1.95	35×70	ECS2YBW471M□□350070
	560	473	237	2.1	35×80	ECS2YBW561M□□350080
		473	237	2.1	40×70	ECS2YBW561M□□400070